

Link/Login to your Zoom Account

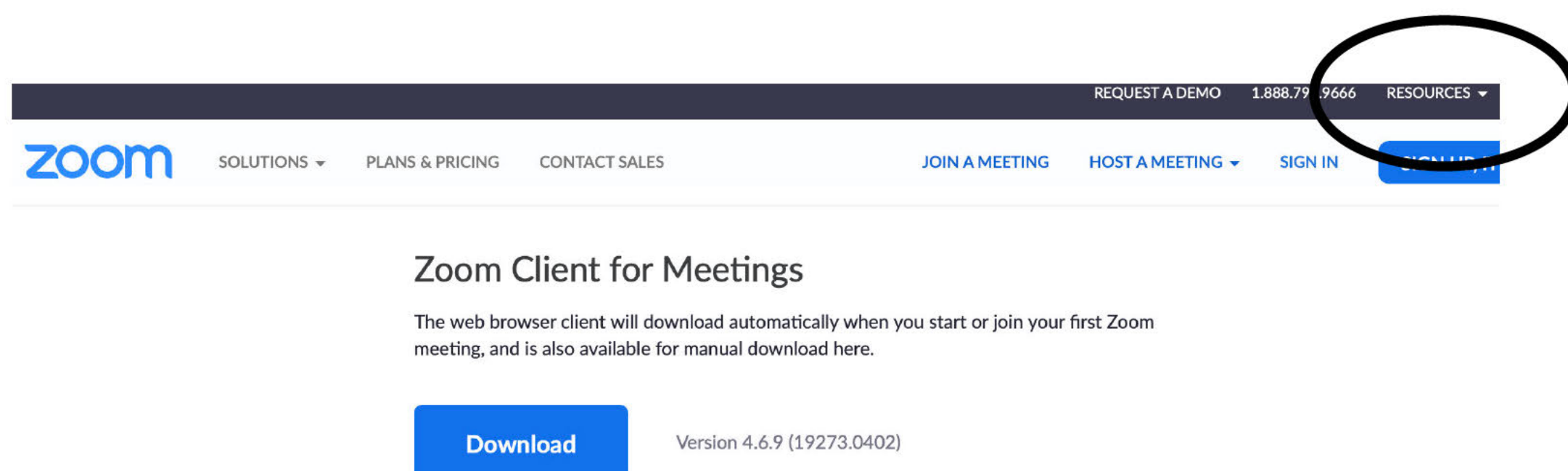
From your computer Desktop, double click the Zoom icon.

If you don't have the icon, go to:

<https://minnstate.zoom.us/>

Login to your profile page:


- Click Resources*
- Download Zoom Client for Meetings*





Join a Meeting

Sign In



Version: 4.6.9 (19273.0402)

Sign In

[Sign Up Free](#)

Email

Password

[Forgot?](#)

☒ Keep me signed in

Sign In

or



Sign In with SSO



Sign In with Google



Sign In with Facebook

[< Back](#)

Search company domain

Your company en

[I know the company domain](#)

Continue

Search company domain

Your company email

first.lastname@pine.edu

I know the company domain

Continue

Sign on with your StarID

Sign onto Zoom

StarID

Password

Sign on

[Reset password](#)

om

Sign In with SSO


Zoom should launch in a few seconds. If not, please click button below.

Launch Zoom


Do you want to allow this page to open "zoom.us"?

[Cancel](#) [Allow](#)


The account is now activated to the Desktop Zoom App




New Meeting ▾



Join



Schedule



Share Screen ▾

9:21 AM

Friday, April 03



2 meetings NOW

Campus Conversation Day

8:00 AM - 3:00 PM

[View](#)

Virtual Campus Conversatio...

8:30 AM - 11:30 AM



[Join](#)

[View today's upcoming meetings \(4\)](#)

Other Options

From your Zoom Profile page at:
<https://minnstate.zoom.us/>

Link your Outlook Calendar

Add your email using your StarID@minnstate.edu

PLANS & PRICINGCONTACT SALESWebinar500SCHEDULE A MEETINGJOIN A M

Language

English

Date and Time

Time Zone

(GMT-5:00) Central Time (US and Canada)

Date Format

mm/dd/yyyy



Example: 08/15/2011

Time Format

☐ Use 24-hour time

Calendar and Contact Integration

You can integrate with 3rd party services or apps, such as Google the calendar and contacts.

 @minnstate.edu

ReauthorizeDelete

Allow Zoom to get calendar event

☒

Allow Zoom to sync contacts

☒


Host Key

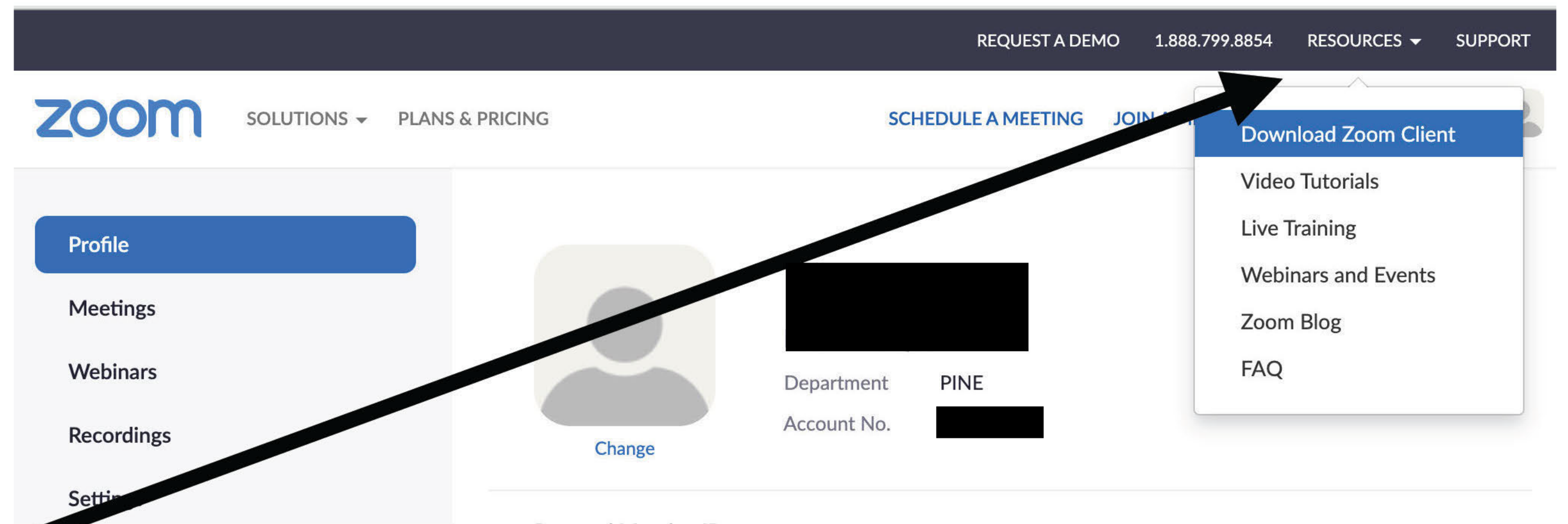
Show

Signed-In Device

Sign Me Out From All Devices ?

Kaltura User Id





Add the Outlook Add-in

From the Zoom Profile page:

Click Resource

Click Add Zoom

Download will start, follow the on-screen instructions.

Zoom Client for Meetings

The web browser client will download automatically when you start or join your first Zoom meeting, and is also available for manual download here.

Download

Version 4.6.9 (19273.0402)

Microsoft Outlook Add-in

The Zoom add-in for Outlook on the web installs on the Microsoft Outlook side bar to enable you to start or schedule a meeting with one-click.

Add Zoom

[Download](#) Zoom Plugin for Microsoft Outlook

Close Outlook, re-open and you should now see new icons on your Outlook menu bar.

Schedule or Start Zoom meeting from your Outlook App.

